

NICHOLS & STONE™

BY STICKLEY





NICHOLS & STONE[™]
BY STICKLEY

As early as 1762—even before Paul Revere set out on his famous night ride—there was a Nichols making furniture, specializing in solid-wood Windsor chairs and rockers.

Generations later, Nichols & Stone still produces handsome, comfortable styles with durable finishes for the dining room, bedroom, and living room. Clean, graceful lines, the patina of the solid woods, and the shield burned into each piece verify your choice: exceptional solid wood furniture made by the oldest furniture name in America.

CONTENTS	
DINING ROOM	4
Walden	6
Hancock	8
Antiguan	12
Stockbridge	14
BEDROOM	16
Marseilles	18
Wayside Inn	20
LIVING ROOM/ENTERTAINMENT	22
Canterbury	24
Carlisle	28
CONSTRUCTION FEATURES	30

Front cover: Stockbridge Pedestal Table, Country Manor Arm Chair, and Side Chair
At left: Canterbury Coffee Table



Discover Nichols & Stone by Stickley
on Stickley.com

Dining Room



WALDEN

Designed with versatility in mind and style at heart, the solid-maple Walden Collection is all about options with magnificent tables that can be transformed for a variety of dining needs.




Mont Blanc Arm Chair

NS-791-A-W-024Q
W24 D23½ H38¼




Mont Blanc Side Chair

NS-791-S-W-024Q
W20 D23½ H38¼

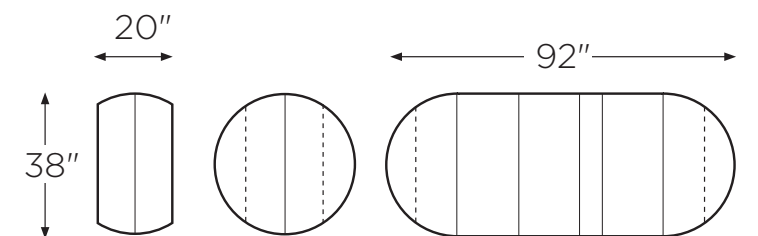


024Q Amber Finish
Walden Table and
Mont Blanc Chairs



Q Antiquity
*Our dining pieces feature
this distressing treatment,
with gently worn edges
and "leftover" glaze in the
grooves, similar to
authentic antiques.*

Previous page: Walden Drop Leaf Extension Table,
Mont Blanc Arm Chair, Mont Blanc Side Chair,
and Hancock Sideboard



Walden Drop Leaf Extension Table

NS-1483-4LVS-024Q
W38 D38 H30

Great for small spaces

*Extends to 92" with two 7¼" drop leaves,
three 16" leaves, and one 6" filler*

HANCOCK

The Hancock birch-and-maple dining table is matched with classic Concord Windsor chairs, while the graceful proportions of the Hancock Sideboard make it perfect for an entryway or dining room.




Concord Arm Chair

NS-671-A-W-210Q
W24½ D24 H41½



Concord Side Chair


NS-671-S-W-210Q
W20½ D23 H38¼



056 Harvest Finish
Hancock Sideboard and Table



210Q Ebony Finish
Concord Chairs



Q Antiquity
Our dining pieces feature this distressing treatment, with gently worn edges and "leftover" glaze in the grooves, similar to authentic antiques.



P Hand-Planing
The Hancock Farm Table is hand-planed and features an uneven top surface, including chatter, tear-outs, and heavy physical distressing.



Hancock Farm Table

NS-2960-056P
W80 D40 H30



Hancock Sideboard

NS-2965-056Q
W56 D18 H38



ANTIGUAN

With its combination of traditional English design and reeded motifs, the Antiguan Collection, crafted of solid maple, has a relaxed sophistication that hints to far-off origins.



Antiguan Arm Chair
NS-821-A-W-210Q
W25½ D23½ H39½



Antiguan Side Chair
NS-821-S-W-210Q
W21½ D23½ H39½



Antiguan Pedestal Table
NS-1980-1LV-70Q-210Q
W50 D50 H30



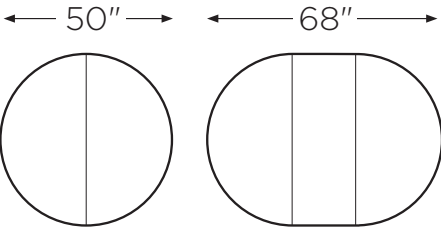
070Q Russet Finish
Antiguan Pedestal
Table – Top



210Q Ebony Finish
Antiguan Pedestal
Table – Base and
Chairs



Q Antiquity
*Our dining pieces feature
this distressing treatment,
with gently worn edges
and “leftover” glaze in the
grooves, similar to
authentic antiques.*



Extends to 68" with one 18" leaf

Beneath the tabletop, solid wood slides provide strength as well as a place for leaves. One person can easily open both ends at once.

STOCKBRIDGE

A charming country style with a fresh and bright look, the solid-maple Stockbridge Collection offers an ideal spot for intimate conversations.




Country Manor Arm Chair
NS-381-A-W-230Q
W24¼ D22½ H40



Country Manor Side Chair
NS-381-S-W-230Q
W24½ D22½ H40



024Q Amber Finish
Stockbridge Pedestal
Table – Top



230Q Putty Finish
Stockbridge Pedestal
Table – Base and
Country Manor Chairs



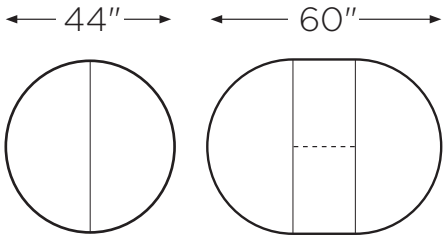
Q Antiquity
*Our dining pieces feature
this distressing treatment,
with gently worn edges
and “leftover” glaze in the
grooves, similar to
authentic antiques.*



Stockbridge Pedestal Table
NS-1641-1LV-24Q-230Q
W44 D44 H30



The Stockbridge Pedestal Table's self-storing butterfly leaf provides plenty of dining options.



Extends to 60" with one 16" self-storing butterfly folding leaf

Bedroom




MARSEILLES

The Marseilles Collection celebrates the refinement of the French Empire style with frame and panel forms, softly curved posts and distinctly molded beaded detailing—all crafted in solid cherry.



Marseilles Sleigh Bed

Queen NS-137-1006-Q W64 D88½ H51
King NS-137-1006-K W80 D88½ H51
Cal King NS-137-1006-C W80 D92½ H51



Marseilles Cherry Finish
Solid cherry construction



Marseilles Two-Drawer Nightstand

NS-137-1003
W28 D17 H28



Marseilles Three-Drawer Nightstand

NS-137-1004
W36 D17 H30



Marseilles Dresser

NS-137-1002
W68 D21 H37



Marseilles Mirror

NS-137-1001
W43 D2½ H37¾



Concealed top drawer with black velvet liner on all Marseilles case pieces

Marseilles Tall Chest

NS-137-1005
W40 D21 H52½


WAYSIDE INN

Instant family heirlooms crafted in solid cherry, the Wayside Inn Collection features generous storage space and elegant details like swan-neck bail pullson beaded drawers.



Wayside Inn Sleigh Bed

Queen NS-90510-Q-292 W64½ D95 H56
King NS-90510-K-292 W80½ D95 H56



Wayside Cherry Finish
Solid cherry construction



Wayside Inn Three-Drawer Nightstand

NS-90440-292
W29 D17 H31



Wayside Inn One-Drawer Nightstand

NS-90450-292
W26 D17½ H30½



Wayside Inn Tall Chest

NS-90420-292
W43 D21 H63



Wayside Inn Master Dresser

NS-90410-292
W56 D20¼ H44½



Wayside Inn Landscape Mirror

NS-90460-292
W45 D4 H33½

Living Room/Entertainment



CANTERBURY


A beautiful combination of solid cherry and tiger maple tops, the Canterbury Collection features simple lines that speak to a sophisticated, modern taste.




Canterbury End Table
NS-76475-299
W23 D27 H24



Canterbury Chairside Table
NS-76430-299
W17 D17 H25



Canterbury Cherry Finish
Solid cherry aprons and legs, tiger maple tops



Tiger Maple Detail



Canterbury Sofa Table
NS-76410-299
W56 D18 H32



Canterbury Coffee Table
NS-76450-299
W46 D27 H19

Previous page: Canterbury Coffee Table, Canterbury Chairside Table, Canterbury End Table, and Canterbury Sofa Table



CARLISLE ENTERTAINMENT

Providing a variety of beautiful options for media and/or display, the Carlisle group has many exceptional design features. Mix and match these solid-maple elements to create an effortless entertainment space.



Carlisle Hall/TV Console

NS-50751-833
W65½ D16 H35¼



Carlisle TV Console

NS-50750-833
W65½ D20 H30



Sample grouping: Carlisle TV/Hall Console with two Etageres



Carlisle Maple Finish
Solid maple
construction



Claremont TV Console

NS-50650-833
W45½ D20 H30



Brighton Corner TV Console

NS-50675-833
W55½ D22 H30



Carlisle TV/Hall Console

NS-50752-833
W62½ D15¼ H35¼

Flush sides for use with the
Carlisle Etagere.



Carlisle Etagere


NS-50753-833
W36 D15 H80

These Nichols & Stone construction features ensure your furniture's durability and long-lasting beauty.



DEEP
SADDLE SEAT

Thick planks are turned in different directions and glued together to form a stronger seat than a single piece of wood. A "saddle" is scooped out of the seat for added comfort.



WEDGED
THROUGH-
TENON

Small wood pieces are wedged flush with the surface of the arm of the chair to ensure a sturdy armrest.



PINNED FOR
SECURITY

Chairs are pinned with wooden pins to ensure that even after long hard use the joints will not pull apart.



MORTISE
AND TENON

Headboards are connected to posts with mortises and tenons, the best joint to resist twisting and racking over time. Solid wood bed rails are bolted to the head and footboard.



DOVETAIL
DRAWERS

A sign of a well-made drawer, dovetail joints secure the fronts and backs onto drawer sides, allowing drawers to remain tightly together and square for years of use.



CORNERS
BLOCKED

Most chairs are corner blocked on all four sides by attaching blocks with glue and screws for a tight joint and added frame strength.



COMPRESSED
JOINTS

Legs are connected to the chair seat after a deeply cut ribbed leg is glued, inserted into the seat hole and allowed to expand to form a tight, strong bond.



CORNER LEG
BRACING

While each table leg is held firmly in place by a strong corner bolt system, legs can still be easily removed for shipping or moving.



WOOD TABLE
SLIDES

Beneath the tabletop, solid wood slides provide strength as well as a place for leaves. One person can easily open both ends at once.



SUPPORT
BLOCKS

Blocks hold tabletops securely in place and prevent warping and racking throughout years of service.



TABLE PINS

Directional pins align with holes in corresponding leaves to ensure a snug fit. Many leaves also have matching aprons for continuous design and disguising of leaves.



TABLE APRON
EDGE

The natural expansion of solid wood requires a narrow gap in the apron below the table halves. This offset gap design hides unsightly "see through" for a nicer presentation.



CORNER BLOCKS
AND LEVELERS

Corner blocks are used at stress joints for reinforcement, particularly at corners. Screw turn levelers provide stability on the most uneven floors.



FITTED DOORS

Doors are custom fitted to each case frame to assure a smooth, free-swinging door operation for straight and even doors.



DUST-PROOF
PANELS

Panels are placed between each drawer to seal out dust and particles from the contents inside. Panels also add more stability to the entire case and prevent drawers from sticking.




BEVELED GLASS

Most bedroom mirrors feature a beveled glass edge around the perimeter that catches light and adds a colorful sparkle to a room.



LEAVES ARE
MATCHED TO
EACH TABLE

Leaves are first hand fitted and then numbered to connect into the proper sequence to expand the table.



EASY-TO-CLOSE
TABLE LOCKS

Locks located beneath both sides of an extension table keep the piece tightly closed so that it doesn't open accidentally.



PROTECTIVE
FINISH

A clear protective finish is applied to all table tops to allow spills to be wiped off without any permanent stains.



NICHOLS & STONE™
BY STICKLEY

L. & J.G. STICKLEY, INC. • MANLIUS, NEW YORK • STICKLEY.COM